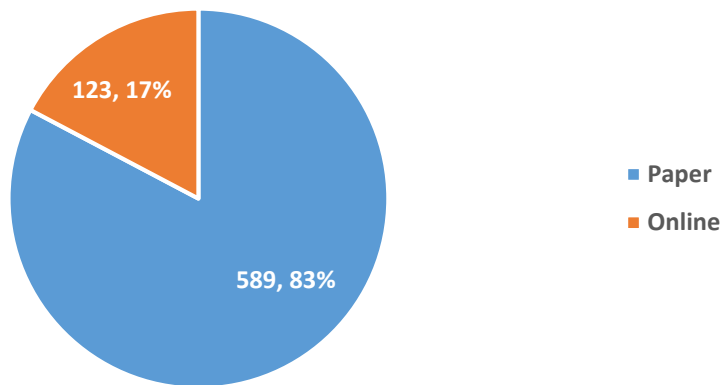


Sid Valley Neighbourhood Plan

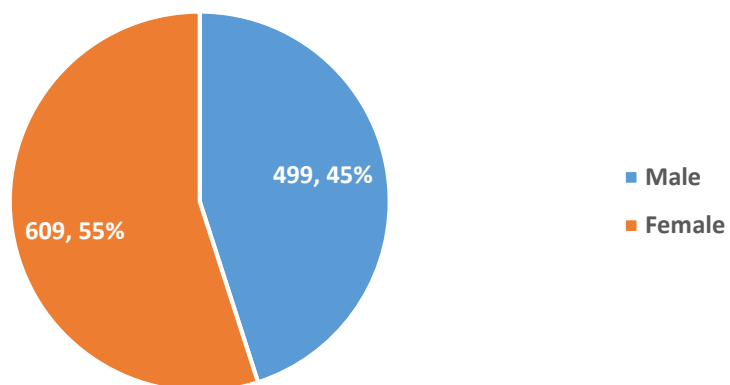
Summary of data

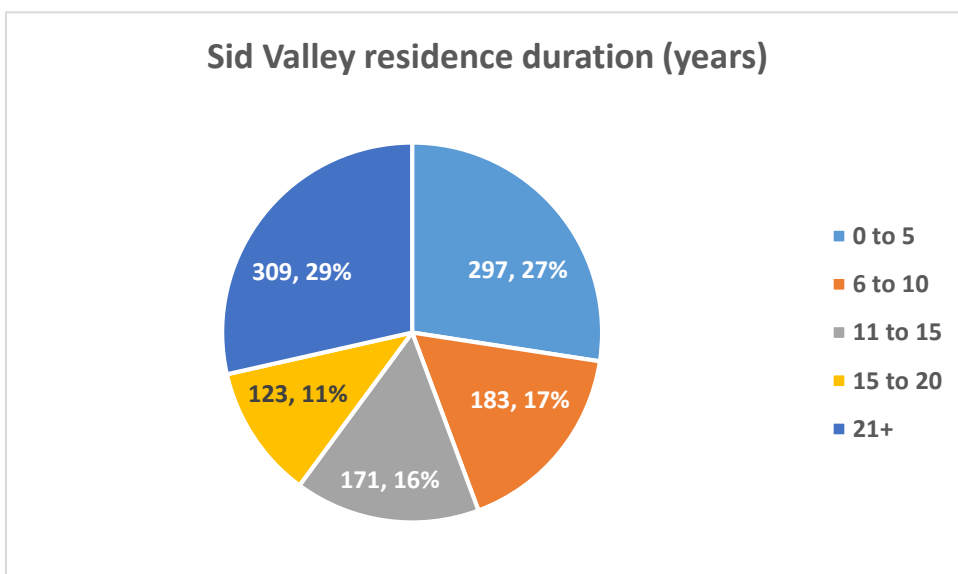
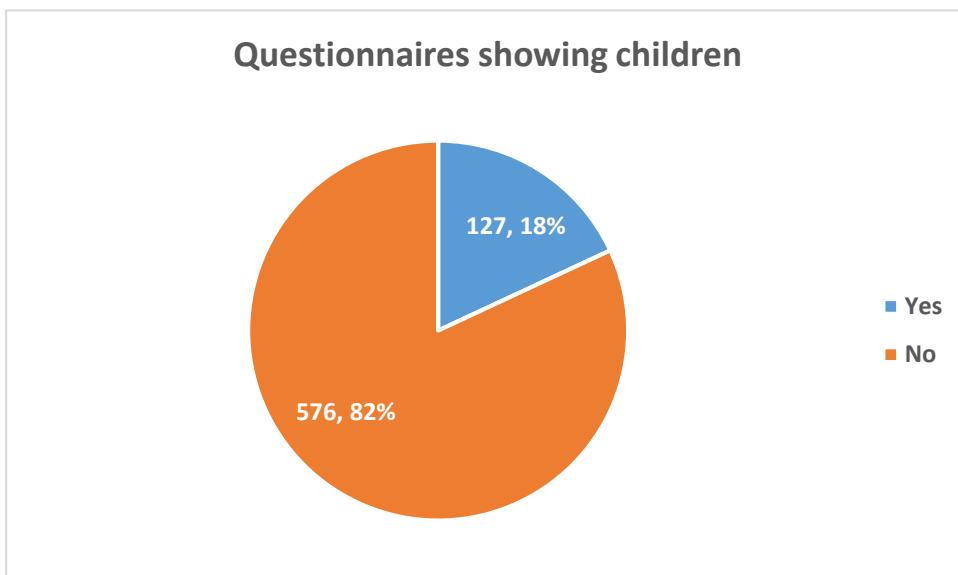
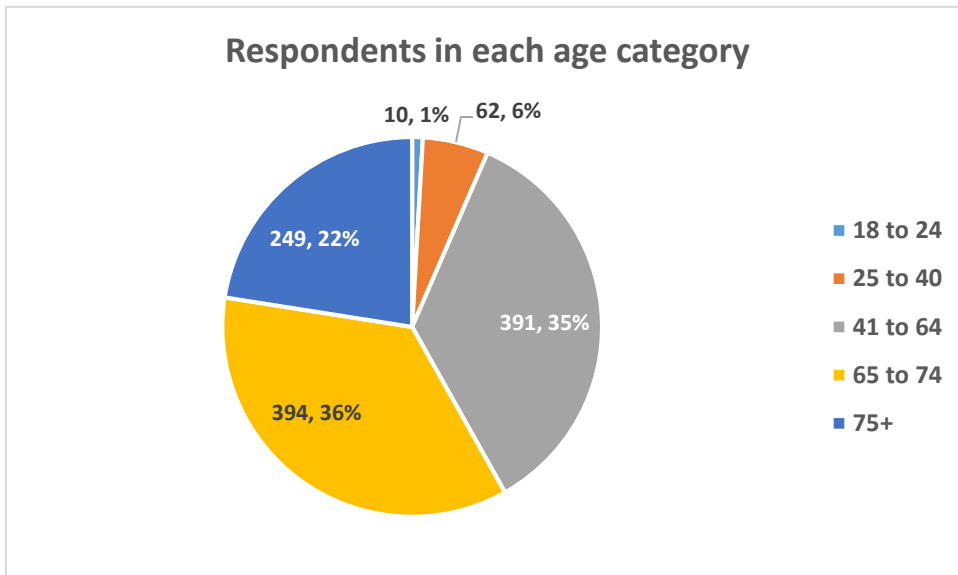
- Survey opened 06/06/2016 and closed 25/07/2016
- 589 paper questionnaires and 123 online questionnaires returned
- 1108 total respondents

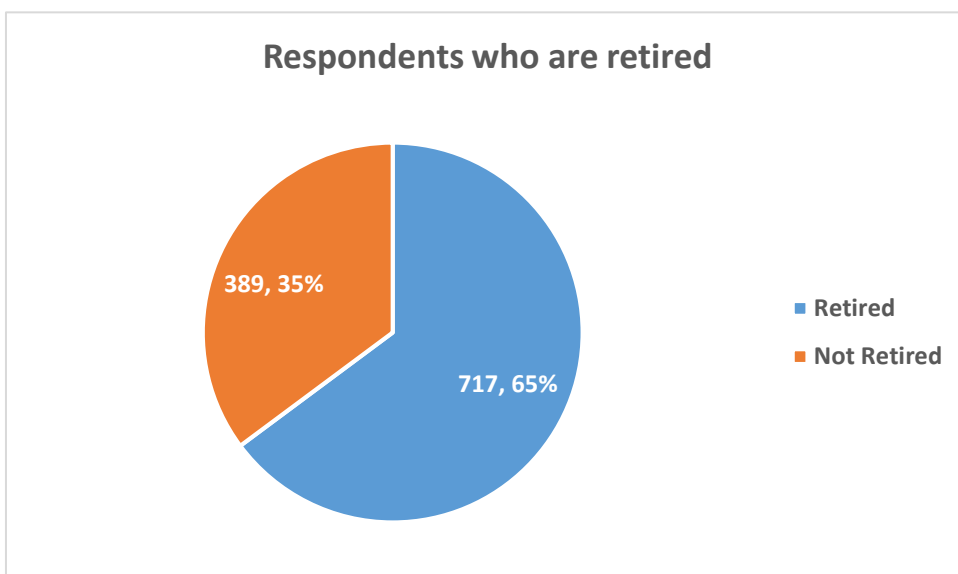
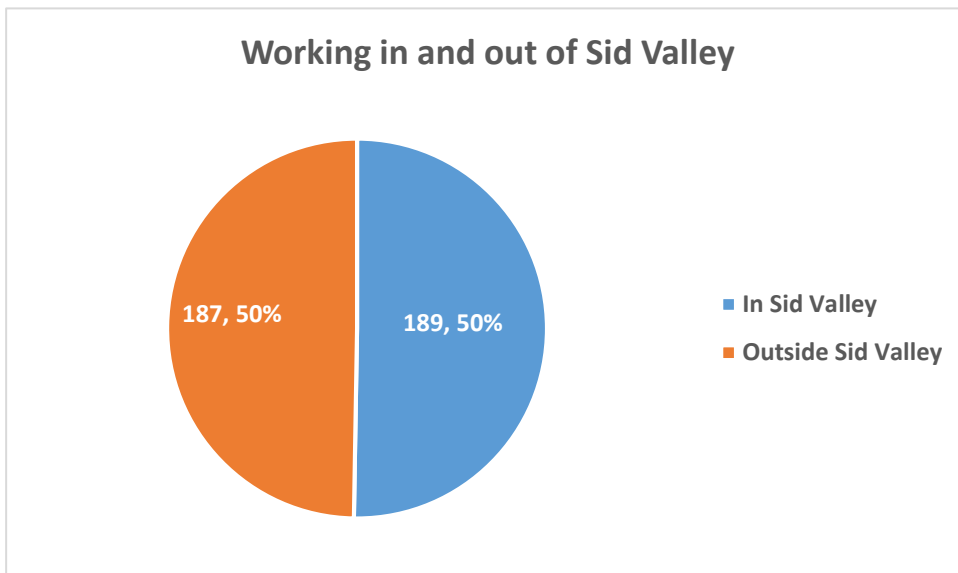
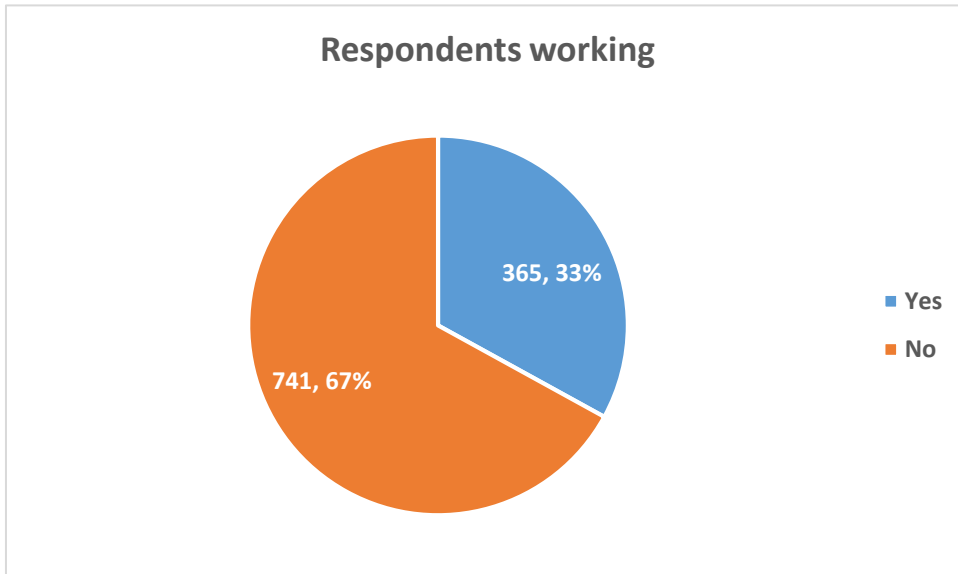
Questionnaires returned



Gender of respondents







Sid Valley Neighbourhood Plan: Analysis of Q1 Survey Responses Compared to Census Figures

ukcensusdata.com was used to obtain population data for the table below:

Census Figures from censusdata.com						Survey Results	
Adult Residents	Sidmouth -Town	Sidmouth - Sidford	Sidmouth - Rural	Total	% of Total Adult Residents	Residents Who Completed Survey	% of Total Residents Who Completed Survey
18-24	225	330	86	641	5.54%	10	0.90%
25-40	487	741	172	1400	12.11%	62	5.61%
41-64	1513	2046	783	4342	37.55%	391	35.35%
65-74	846	1020	420	2286	19.77%	394	35.62%
75+	1366	1170	358	2894	25.03%	249	22.51%
	4437	5307	1819	11563		1106	
For Information – From Census Figures							
Total Residents – all ages	5178	6372	2187	13737			

- We received 1108 responses but only 1106 identified their age range
- We weren't previously clear about the population figure to use for comparison with the number of surveys returned. Although 14106 is the figure quoted in the Local Plan I wasn't able to verify the composition of this figure and it is likely to be a total population figure. However, the 2011 census figures above indicate that the NP area has an adult population of 11563, giving a response rate from eligible adult residents of 9.56%.
- The same census source gives the number of households as 6613. We received 712 completed paper and electronic surveys which represents a household completion rate of 10.76%
- Because of its popularity as a retirement destination Sidmouth has an elderly population profile. But even taking this into account it's clear from the table above that the 18-24 and 25-40 age groups were significantly underrepresented and the 65-74 age group was significantly overrepresented, in terms of the number of responses received. It's hoped that the initiatives currently being undertaken e.g. the Youth Survey, Focus Groups, the Business and Special Interest Groups survey, and the publicity drive in the town and local press will address this issue in the forthcoming second residents survey.

Tim Salt

Q18

What Do You Like Most About the Sid Valley?	Number of Responses	%
Natural beauty, environment, the valley, the Byes, the hills, walking, rural, wildlife, unspoilt, AONB	696	20.2
Sea, seafront, beach, Jacob's Ladder, the cliffs, the esplanade, sea views, coast path, Jurassic Coast	398	11.5
Local shops, local produce, local business, shopping, local traders, the High Street, few national chains	285	8.3
Community life, sense of community, community spirit, neighbours, feeling of belonging, good quality of life, friendly, courteous, vibrant, lifestyle	284	8.2
Gardens, floral displays, open spaces in town, Sidmouth in Bloom	151	4.4
Local transport, the Hopper bus, access to other towns	141	4.1
Heritage, architecture, buildings. Unspoilt, full of character, unique	139	4.0
Walking, hiking - opportunities, routes, ease of access	124	3.6
Peace & quiet, tranquillity, individuality, clean air, relaxing	121	3.5
Clubs & societies - inc SVA, activities	121	3.5
Sporting facilities – bowls, tennis, croquet, rugby, football, Leisure Centre, swimming pool etc	113	3.3
Cinema and theatre	108	3.1
Low crime rate, feeling of security, no/low fear	88	2.5
Local services - medical and care: medical centre, hospital, doctors, dentists,	86	2.5
Events: Folk Week, The Regatta, Fish Fest, Walking Festival, Science Week, Literary Festival etc	63	1.8
Good cafes, pubs, restaurants	43	1.2
Library	33	1.0
Amenities, facilities, convenience	32	0.9
Good for families, young children	30	0.9
Holidaymakers, tourism, hotels, guest houses etc	29	0.8
Seaside resort - non commercial	25	0.7
Cycling, cycle paths	24	0.7
Schools	24	0.7
Small towns and villages - all different with their own character	23	0.7
Local services – other: recycling, refuse collection, recycling centre, grass cutting, verges	22	0.6
Churches - good	17	0.5
Good for older generation, elderly	16	0.5
Waitrose, Lidl	15	0.4
Clean air	15	0.4
Water sports - facilities, activities, sports	14	0.4
Climate	14	0.4
Special town to live in	13	0.4
Old fashioned charm	10	0.3
Development - controlled, sympathetic	9	0.3
Just the right size	9	0.3
Traditional seaside holiday	9	0.3
Transport - airport, rail, buses	9	0.3
Year round - open, vibrant	8	0.2

No amusement arcades	7	0.2
Cleanliness	7	0.2
No through traffic, secluded	6	0.2
Town Band	6	0.2
Working in Sidmouth/Sid Valley, employment	5	0.1
Hotels - independent, remain - not flats conversion	5	0.1
Parking	5	0.1
Vounteering - opportunities. Services very good	5	0.1
Cultural opportunities	4	0.1
STC - forward looking, supportive	4	0.1
Age structure supports business opportunities in service industry for youner people	3	0.1
Dogs - accessible area for walking	3	0.1
Museum	3	0.1
Distinct identities - Sidmouth, Sidford, Sidbury etc	3	0.1
River Sid	3	0.1
Independent	2	0.1
Observatory - modern	2	0.1
Thriving - uncommercialised	2	0.1
Toilets	2	0.1
Rural life	2	0.1
Alma Bridge	1	0.0
Cub/Scout facilities	1	0.0
Ford - the	1	0.0
Housing - variety	1	0.0
Light industry - lack of	1	0.0
Litter - free of, very clean, well maintained	1	0.0
Market square	1	0.0
Seating - public, lots of	1	0.0
Balanced community	1	0.0
Not overpopulated	1	0.0
No high rise	1	0.0
Family friendly	1	0.0
TOTAL	3452	

Q19

What Do You Most Dislike About the Sid Valley?	Number of Responses	%
Traffic – parking, cars, traffic, speeding, pollution, footpaths. Lack of pedestrian crossings. HGVs in town centre	334	16.3
EDDC – planning, local plan, The Knowle development, Sidford development, concern about industrial site. Lack of consultation. Not democratic/representative	195	9.5
Housing – prices inflated by wealthy retirees, insufficient affordable housing for young people	132	6.5
Elderly residents – too much emphasis on their needs, too much housing development for the elderly. Imbalance of ages	93	4.5
Local services – other: recycling, refuse collection, recycling centre, grass cutting, verges, hedges, street cleaning	84	4.1
Roads & paths - state of, potholes, inadequate for size of population etc	74	3.6
Seagulls - management, behaviour, nuisance, mess	72	3.5
Shops – not affordable for young, too many chains, loss of local shops, no farmers market, too many charity shops	68	3.3
Local services - medical and care: medical centre, hospital, doctors, dentists, MIU, closure of Sidford surgery, no A&E	64	3.1
Beach management, cliff & beach erosion, rock groynes etc. Lack of urgency, no visible plans/leadership. lack of action on climate change	60	2.9
Dogs - dogs in Byes, dogs on beach, dog mess, inconsiderate owners	57	2.8
Urbanisation - green spaces built on, AONB & natural landscape destroyed	57	2.8
Port Royal – needs development, more attractions. Slow progress	53	2.6
Parking - lack of	51	2.5
Employment – insufficient opportunities for young people	48	2.3
Young people - lack of activities/venues for	47	2.3
NIMBYs & unwillingness to change. Negativity. Conservative views	40	2.0
Nightlife – cafes and restaurants closing early. Difficult to eat out at night as little choice. Not sophisticated	32	1.6
Second homes/investment properties – too many. Pricing out local people	31	1.5
Cafes – too many, too expensive, too many chains	30	1.5
Vandalism, anti-social behaviour	27	1.3
Traffic management - lack of. HGVs, congestion	27	1.3
New Developments - overdevelopment	22	1.1
Pavements - narrow, poor condition, dirty	22	1.1
Flooding – due to over building, lack of maintenance, poor drains etc	20	1.0
Cycling - not safe. Lack of path between Sidford and Sidbury. More bike parking spaces needed	20	1.0
Folk Festival - disruption, influx of people, needs careful management. Too many stalls on esplanade	19	0.9
Elderly drivers – dangerous, inconsiderate	16	0.8
Public transport - lack of, cost, poor service to Honiton rail, Exmouth	16	0.8
Overcrowding	13	0.6

Parking - expensive	13	0.6
Children's facilities - lack of	12	0.6
Litter	11	0.5
Employment park	11	0.5
Affordable housing - too much, poor quality, poor design	10	0.5
Railway station - none	9	0.4
Police – lack of, no visibility	8	0.4
Diversity - lack of	8	0.4
Sidford cross lights - congestion	8	0.4
HGVs - through Sidbury/town	7	0.3
Incomers - imposing ideas	7	0.3
Park & ride needed	7	0.3
Alma Bridge	6	0.3
Flats - for the elderly - too many	6	0.3
Mobile phones - poor coverage	5	0.2
Swimming Pool	5	0.2
Broadband - poor	5	0.2
Public toilets - lack of	4	0.2
Sidmouth Town Council - lack of local authority action. Animosity between old and new councillors	4	0.2
God's waiting room tag	4	0.2
Cyclists - riding on esplanade	4	0.2
Amenities - loss of	3	0.1
Bus service	3	0.1
Multicultural activities - too few	3	0.1
Schools - poor quality, insufficient education infrastructure, lack of ambition for students	3	0.1
Village life - loss of, loss of post offices in villages	3	0.1
Manstone Park - appearance	2	0.1
Sports indoors) - not enough facilities	2	0.1
Supermarkets - lack of	2	0.1
Tourists/visitors - too many	2	0.1
Mobility scooters - too many, badly driven	2	0.1
Fishing industry - decline of, loss of fishing heritage	2	0.1
Library - opening hours	2	0.1
Climate change - lack of action	2	0.1
Buildings - neglected	2	0.1
Obesity	2	0.1
Restaurants - not enough chain restaurants	2	0.1
Advertising boards outside shops	1	0.0
Employment – insufficient opportunities for older people	1	0.0
Gated communities	1	0.0
Sidmouth Herald	1	0.0
Stalls in street - imposed by EDDC	1	0.0
Theatre - tickets expensive	1	0.0
Zebra crossings - none outside schools	1	0.0
Child care - limited	1	0.0
Fortfield Hotel development - poor planning	1	0.0
4x4/motorbikes on public rights of way	1	0.0
Music - live, wanted all year round	1	0.0

Folk club - one needed	1	0.0
Fish and chips - poor quality	1	0.0
Language school pupils - noisy and anti-social	1	0.0
Coaches	1	0.0
Renewable energy - lack of on new housing	1	0.0
Allotments - lack of	1	0.0
Sidmouth College - too noisy	1	0.0
Not many true local people	1	0.0
Knowle should be redeveloped	1	0.0
Electrical goods shop needed	1	0.0
Floral displays on sea front - none	1	0.0
Nightclubs	1	0.0
Archirecture - modern	1	0.0
Over population in the future	1	0.0
Old fashioned	1	0.0
SVA too critical of new initiatives	1	0.0
Elderley - not enough care provision	1	0.0
Disabled - lack of access	1	0.0
TOTAL	2044	

Q20

How Would You Like the Sid Valley to Be Described in 15 Years' Time?	Number of Responses	%
Beautiful/peaceful/tranquil/unspoiled/secluded place with countryside/AONB/wildlife protected for residents and tourists. Not overcrowded Happy, tolerant, caring, friendly and safe place to visit and live. Gentle pace of life	401	18.2
Unspoilt Regency town for 21 century living. Timelessness. Charm. Well kept, unique, jewel in jurassic crown.	266	12.1
Diverse population - young and old, with needs catered for everyone. All welcome, inclusive, balanced community, multi-cultural	203	9.2
Vibrant/exciting/sophisticated/ safe & tolerant place for residents and tourists. Full of character. Modern in outlook, forward looking	132	6.0
Sensitive, controlled development, well thought out, researched, consulted on and innovative . Use of brownfield. Not on AONB	119	5.4
Housing – affordable, not all second homes, retirement homes, holiday rentals. Double council tax on 2nd homes	111	5.0
Shops – affordable, quality, more unique than chains, less charity shops, local traders	91	4.1
Tourist destination - with opportunities for relaxation, culture, all types of food & drink, activities. Centre of excellence. Coastal attraction	90	4.1
Thriving, vibrant, local economy, local employment	79	3.6
Employment – more work & opportunities for young people. Not just based on tourism or services for elderly residents	68	3.1
Unchanged, same size as today, retaining olde world charm. Small population. Gentle pace of life	66	3.0
Coastline and beaches - managed. Protected from high tides and flooding. Clean, healthy	65	3.0
Port Royal – developed to make it an attractive, sophisticated, useful place. Marina/harbour. Alma Bridge reinstated/protected. The Ham	65	3.0
Pedestrianised town centre, traffic calmed, improved parking and road system. Reasonable parking charges. Clean air, free from pollution. Restricted access to HGVs	53	2.4
AONB - maintained and protected	28	1.3
Family orientated	28	1.3
Park and Ride	24	1.1
Environmentally friendly, sustainable, resilient	23	1.0
Hospital & medical care excellent, hospital retained	21	1.0
Employment/industrial parks - none	15	0.7
Schools - better, excellent, thriving - help to attract more families to area	15	0.7
Cycling - promoted, cycle paths, great place to ride a bike. Route extended to Sidbury	14	0.6
Consultative approach - with the public and EDDC & STC talking to each other and talking to public/stakeholder groups	13	0.6
Change - not fearful	12	0.5

Crime free, safe	12	0.5
Clean	11	0.5
Food destination - world class, quality restaurant choices	10	0.5
Healthy place to live	10	0.5
Transport - well managed public transport	10	0.5
Buildings - well maintained	8	0.4
Improved road links to Exeter	7	0.3
Arts & nature - place to enjoy	7	0.3
Transition town	7	0.3
Retirement destination - great for retired people	6	0.3
Folk Festival - going strong	5	0.2
Recycling & renewables - improved	5	0.2
Roads (potholes) improved	5	0.2
Seagulls - population controlled	5	0.2
Activities - plenty to do	5	0.2
English - quitesentially	5	0.2
Dogs - on leads in Byes. Better controlled	4	0.2
Good hotels - staying open, not flats	4	0.2
Hotels - quality, non-chain, independent	4	0.2
Walking - promoted for good routes etc	4	0.2
Music/culture/arts - developed	4	0.2
Gardens - Floral champions, Sidmouth in Bloom, open spaces	3	0.1
Multistorey car parks - none	3	0.1
Business opportunities & developments encouraged	3	0.1
Sports facilities - good	3	0.1
Broadband - faster	2	0.1
Fairtrade & eco friendly	2	0.1
Garden waste/cardboard - kerbside collection	2	0.1
Litter - better managed	2	0.1
Police - visible	2	0.1
Sailing club and lifeboat retained	2	0.1
Sidford to Sidbury - no infill development	2	0.1
Swimming Pool - improved	2	0.1
Young professionals - great place to live	2	0.1
M&S Food Outlet	2	0.1
Coffee shops - fewer	2	0.1
Elderly - less emphasis on their needs/housing/opinions	2	0.1
Employment site - needed	2	0.1
Regulations - dogs and parking obeyed/enforced	2	0.1
Advertising boards banned	1	0.0
Allotments - more	1	0.0
Dog friendly facilities	1	0.0
Gates estates - none	1	0.0
Ham/Port Royal - no flats	1	0.0
Toilets - better managed, more, clean	1	0.0
4x4s & motorbikes - none on public rights of way	1	0.0
Grass verges maintained, tidy	1	0.0
Nightlife - better	1	0.0
Street lights on longer at night	1	0.0
More bins	1	0.0

Petrol station - need another	1	0.0
Pavement needed to garden centre	1	0.0
Sidbury/Sidford by-pass needed	1	0.0
SVA and Sidmouth in Bloom flourish	1	0.0
Adult gym move from Stowford to Ham	1	0.0
Parking - better managed	1	0.0
Small villages flourish	1	0.0
Railway reinstated	1	0.0
Stage schools - money for	1	0.0
Multistorey car park - one needed	1	0.0
Watersports	1	0.0
TOTAL	2202	

Q21

Topics of Interest	Number of Responses	%
Environment/protection of the countryside	900	10.1
Transport (parking, traffic management, walking, cycling, driving)	864	9.7
Health & care facilities	838	9.4
Leisure (allotments, parks, playing fields, green spaces, leisure facilities)	773	8.7
Community assets & facilities	702	7.9
Heritage assests and conservation	670	7.5
Facilities & services for young people	618	7.0
Infrastructure (communications, water, sewage, power)	541	6.1
Facilities & care for the retired	529	6.0
Shopping	496	5.6
Employment	424	4.8
Housing	415	4.7
Tourism	397	4.5
Schools & childcare	371	4.2
Renewable energy	350	3.9
TOTAL	8888	

Q22

Comments on the Topics Ticked in Question 21	Number of Responses	%
Development – residents need to be more aware. Should be in brown belt. Developers need to take account of local opinion and the environment. Not AONB. Needs to be sensitive and controlled. Preserve uniqueness of the town. Understand the demands on infrastructure that come with development	188	9.1
Housing – affordable for locals/young people, not all second homes, retirement homes, holiday rentals. Double taxation on 2nd homes	153	7.4
Green spaces/countryside – preserved & protected	133	6.4
Traffic and parking – needs better management, speed limits enforced. Restricted (pre 8am) access to town centre by HGVs. Residents permits	126	6.1
Hospital/healthcare – protected, minor injuries unit at hospital etc. Blackmore health centre updated/retained	123	5.9
Employment – need more work & opportunities for young people. Not just service industry jobs	116	5.6
Tourism – promoted by county and district councils. Heritage, coast, shops etc. Vision of what Sidmouth wants to be. Strategy needs to be in place	89	4.3
Young people – places to go, things to do, more and better opportunities. Reduce boredom, reduce crime. Need encouragement	84	4.1
Shops – affordable, more unique than chains, fewer charity shops, local traders & businesses supported by council	70	3.4
Diverse population needed - young and old, with needs catered for everyone not just the elderly	66	3.2
Port Royal – must be sensitively developed to make it an attractive, useful place. Marina/harbour. No chain hotels	59	2.9
Heritage assets – eg Port Royal, museum, architecture and architecture generally etc - preserved and protected	55	2.7
Elderly people – adequate care facilities including home care, transport, access	54	2.6
Park and Ride & other local transport initiatives to reduce car use	51	2.5
Coastline and beaches - managed/protected	49	2.4
Cycle path – extended to Sidbury plus opening up of other routes	45	2.2
Environment - focus on - waste, transport, energy. Healthy, sustainable environment	44	2.1
Schools – properly supported especially in outlying villages and adequate for the population	42	2.0
Children – improved leisure parks/facilities	39	1.9
Flood protection/management	28	1.4
Parking - cheaper, more	28	1.4
AONB - protected	27	1.3
Public transport - affordable, better. Improved links	27	1.3
Renewable energy - opportunities. New buildings to highest environmental standards	27	1.3
Employment/industrial parks - none	26	1.3

Community/arts/culture centre developed	25	1.2
Elderly people – less emphasis on the needs of the elderly including housing	25	1.2
Community assets protected	21	1.0
Leisure centres - cheaper, improved, updated	18	0.9
Restaurants and cafes developed to cater for all needs, staying open longer, using local produce	14	0.7
Balanced community	13	0.6
Planning - stricter enforcement. STC more effective	13	0.6
Local products - promoted	10	0.5
Pedestrianisation	9	0.4
Grass cutting & verges improved, grass in cemetery	8	0.4
Walking routes improved/developed/opened up	8	0.4
Watersports and activities - facilities	8	0.4
Public toilets - more	7	0.3
Bus - hopper service ro residential areas	6	0.3
Cafes/coffee shops - less. Not chains	6	0.3
Fibre Optics, improved broadband	6	0.3
Allotments - need more and unkept ones brought into use	6	0.3
Housebuilding - less	5	0.2
Recreation amenities improved. More playing fields/green spaces	5	0.2
Rubbish & Recycling - more collections/facilities	5	0.2
Swimming Pool - improved/updated	5	0.2
Exercise classes, equipment - for elderly/osteoperosis	4	0.2
Wildlife - protection	4	0.2
Knowle development - stop it	4	0.2
Keep Sidmouth clean - local input	4	0.2
Car Park - multi storey	3	0.1
Employment Park - need one	3	0.1
HGV - restrict access in town	3	0.1
Police - more needed	3	0.1
Childcare - improved facilities/availability	3	0.1
Dementia care unit and respite care unit needed	3	0.1
Pavement repairs	3	0.1
Churches - maintain	2	0.1
Consultation - better, more	2	0.1
Farming methods - responsible	2	0.1
Investment - the future needs investment, planning and quickness	2	0.1
One way system	2	0.1
Progressive	2	0.1
Supermarket - need another	2	0.1
Climate change	2	0.1
Taxis	2	0.1
Rail link	2	0.1
Bus - service to Fortescue-Sidmouth & return	2	0.1
Gas main to Fortescue	2	0.1
Cinema - improved	1	0.0
Empty buildings - brought into use	1	0.0
Library	1	0.0
Sidbury - new houses	1	0.0

Street trading - ban	1	0.0
Seafront - increased use, boat trips, fishing, etc	1	0.0
M&S Food Hall	1	0.0
4X4/motorbike nuisance on walking areas	1	0.0
Litter	1	0.0
Hotels not flats on esplanade	1	0.0
Seagulls	1	0.0
Floral displays - continue	1	0.0
Childcare - improved facilities/availability	1	0.0
Beach management	1	0.0
Parking - for workers	1	0.0
Buildings amd assets protected	1	0.0
Theatre & library kept open	1	0.0
Cinema - is great	1	0.0
Evening classes	1	0.0
STC - not needed - abolish	1	0.0
Bins - lack of	1	0.0
Noise and light pollution	1	0.0
Dogs - irresponsible owners	1	0.0
Dogs - more facilities needed plus beach area to exercise them in summer	1	0.0
Lost and found place to be established	1	0.0
New housing - inappropriate designs	1	0.0
Fish and chips - to open at night	1	0.0
Roads - potholes	1	0.0
Pedestrian crossing needed in All Saints Rd by Unitarian church	1	0.0
Alexandria Road - one way system	1	0.0
Unchanged	1	0.0
Sidmouth in bloom	1	0.0
Immigration - fear of	1	0.0
Lifeguards on beach	1	0.0
Gym - outdoor - move to Ham	1	0.0
Hopper bus - all year end	1	0.0
TOTAL	2069	

Q23

Are There Any Other Topics Not Listed You'd Like to See Included?	Number of Responses	%
Port Royal development - harbour etc	56	9.9
Water/beach/cliff /water management	34	6.0
Police – more, greater visibility, crime prevention, less tolerance of anti-social behaviour, speed enforcement	25	4.4
EDDC – abolish/improve. Improve relationship with STC. Keep HQ in Sidmouth	23	4.1
Housing – affordable for locals, fewer second homes, holiday homes to rent	20	3.5
Parking - no high rise, multistorey, need more	20	3.5
Develop a vision about what Sidmouth wants to promote itself as – develop identity, promote tourism	17	3.0
Seagulls - management, better signage to discourage feeding	16	2.8
Roads, pavements, paths, verges etc	15	2.7
Water sports – develop as a water sports centre of excellence, make accessible, promote	15	2.7
Dogs – control (owners, dogs and mess)	14	2.5
Public transport - improve	14	2.5
Pedestrianisation	13	2.3
Harbour - Pennington Point	12	2.1
Biodiversity/renewable energy	11	1.9
Gardens, Sidmouth in Bloom, green spaces	11	1.9
Park & Ride	11	1.9
Voluntary services - support	11	1.9
Cafes – too many, close too early	10	1.8
AONB - protection	9	1.6
Elderly residents – how to best support	9	1.6
Cycle path/network - extended, cycling made safer	8	1.4
Elderly residents – too much emphasis on their needs over other residents.	8	1.4
Food - local	8	1.4
Doctors - second practice in town, more efficient medical provision	7	1.2
Employment Site - no need for one/wrong place/traffic	7	1.2
Leisure Centre & swimming pool - relocate/improve. Include play area, climbing wall, roller skating	7	1.2
Public art, music, culture	7	1.2
Employment Site - need for one/increase local industry	6	1.1
Folkweek - unnecessary signage/people/congestion/stalls/parking	6	1.1
Broadband Internet - high speed	5	0.9
Community schemes - more emphasis needed	5	0.9
Knowle - reflection of concerns about development	5	0.9
Development - sensitive	5	0.9
Allotments – need more	4	0.7
Diverse population – welcome asylum seekers, young and old encouraged	4	0.7
Flood protection/prevention - at both Sidford bridges	4	0.7

Recycling facilities improved. Frequency, green waste, cardboard, plastic	4	0.7
Shops - improve, spruce up, keep independent, less charity shops	4	0.7
Sidmouth Town Council - improve. More power	4	0.7
Young people - better/more facilities. More growth/vision for young people	4	0.7
Adult swings - move to Ham	4	0.7
Beach Management - coastal protection	4	0.7
Library - protect	3	0.5
Refuse collection - improved	3	0.5
Observatory - promote and update	3	0.5
Bridge - Manor Rd car park to Connaught	3	0.5
Employment site - not needed, lack of infrastructure	3	0.5
Byes - extend through Sidbury, protect	2	0.4
health centre - update, retain, update	2	0.4
Hospital - better use of, improved facilities	2	0.4
Wellbeing & sustainability - including transport, recycling, renewables	2	0.4
Railway - reopen	2	0.4
Wildlife - protect	2	0.4
Arts/culture development	2	0.4
Agriculture in valley - preserve	2	0.4
Family friendly	2	0.4
National park status	2	0.4
Adult education - affordable	1	0.2
Attract M&S - simply food	1	0.2
Beach Huts	1	0.2
CCTV - needed	1	0.2
Connaught garden bridge	1	0.2
Disabled Badge Holders - parking better controlled	1	0.2
Elderly residents - more keep fit/dancing classes	1	0.2
Environment - protection of	1	0.2
Fairtrade awareness/community/recognition	1	0.2
Inclusive - LGBT community	1	0.2
Independent businesses and farmers - support	1	0.2
Local radio station	1	0.2
Lost & found - establish new location - police station closed	1	0.2
No high rise apartments	1	0.2
Port Royal - lose "royal" connection	1	0.2
Restaurant quality destination	1	0.2
Street musicians needed	1	0.2
Town centre - development	1	0.2
Kerbs - dropped for elderly, disabled, mums	1	0.2
Coaches - management of day trip coaches	1	0.2
Station Road - widen	1	0.2
Farmers market - promote	1	0.2
Cultural activities	1	0.2
Coffee seller on esplanade - ban?	1	0.2
DIY shop - one is needed	1	0.2
Dustbins - residents remove from house fronts	1	0.2

Traffic signs - need to be obeyed	1	0.2
Hygiene checks - cafes and restaurants	1	0.2
Stationery shop needed	1	0.2
Boats - mooring facility - not marina	1	0.2
Information board needed in town - "where to get help"	1	0.2
Flowers on seafront	1	0.2
Electronic bus sign at all bus stops	1	0.2
Consultation - more needed	1	0.2
Sidmouth Herald - supported, continues	1	0.2
Taxis	1	0.2
Chain shops	1	0.2
Marine conservation	1	0.2
Water Transport	1	0.2
Alma cliff and coastal path improved	1	0.2
Street lighting - improved	1	0.2
Dementia and respite care	1	0.2
Folkweek - continue	1	0.2
Cultural diversity	1	0.2
TOTAL	565	